

January 2024 Director's Report

LIBRARY UPDATES

- I have been asked to post my monthly report on the website so unless there are any objections I will plan on starting that this month.
- Access to the annual report from the state is now open. I will be working on that for the next couple of weeks.
- The library survey is also live. It is posted on the Library's Facebook and website, was emailed to eNewsletter recipients, and there are paper copies at the desk. So far, we have gotten a little over 70 responses. I anticipate getting at least one hundred responses, likely more.
- I virtually attended the Wild Wisconsin Winter Web Conference. Topics included: leading staff through changes, organizational remodel, programming, and partnership. This is a free conference, and all the courses count towards my continuing education certification.
- The Central St. Croix County Chamber board had a meeting earlier this month. I am now the new treasurer. The Chamber Annual Meeting/Dinner is Monday, January 29th. I will be attending that. There are quite a few businesses in Roberts that are members and has been a terrific opportunity to meet other members of the community.
- We are one of about ten other libraries that are now using a new software called LibraryIQ. One main function of this software is to help us evaluate our collection. It analyzes all areas in the collection and tells us which of those areas need to be expanded and which areas need to be weeded based on circulation patterns. I am quite impressed with it so far. I anticipate it being helpful when evaluating space needs. It also uses other metrics to analyze things like foot traffic, etc.

PROGRAMMING HIGHLIGHTS

- The holiday party (165) and Christmas on Main (189) were both well attended. Christmas on Main was insanely busy- the busiest they have ever had.
- We are partnering with RISE to introduce library services to their clients and provide them with a space to do group activities. They will be using the community room twice a month. The first meeting will be a general overview of how to use the library and what services we offer. Going forward the activities will either be led by library staff or their own employees. The goal is to get them more acclimated within the community and teach them about all that the library has to offer.
- Upcoming special programs include: Hot Cocoa Bombs, Blind Date with a Book, Escape Room at the Library, STEM, No School Movie

Continuing Education and Meetings

- Central St. Croix County Chamber Board Meeting
- Chamber Dinner/Annual Meeting
- Leading Staff Through Change to Elevate Your Services
- Give All Your Power Away: Keys to an Organizational Remodel
- Programming, Partnership and Burnout
- RISE meeting
- Programming Meeting with Laura

Year-end Statistics

| 2023 Circulation | | | | | |
|------------------|-----------|-----------|----------|-----------|-------------|
| | Checkouts | Check-ins | Renewals | OverDrive | New Patrons |
| January | 2787 | 2478 | 1354 | 671 | 17 |
| February | 2733 | 2882 | 1082 | 587 | 13 |
| March | 3960 | 3686 | 1280 | 610 | 13 |
| April | 2516 | 2735 | 1061 | 637 | 9 |
| May | 2520 | 2691 | 1091 | 615 | 5 |
| June | 4251 | 3377 | 1278 | 635 | 22 |
| July | 3614 | 3887 | 1391 | 719 | 19 |
| August | 3675 | 3827 | 1176 | 728 | 8 |
| September | 3077 | 2977 | 1086 | 729 | 9 |
| October | 2503 | 2678 | 1120 | 749 | 3 |
| November | 3017 | 2818 | 1219 | 771 | 14 |
| December | 2395 | 2897 | 1176 | 758 | 8 |
| TOTALS | 37048 | 36933 | 14314 | 8209 | 140 |

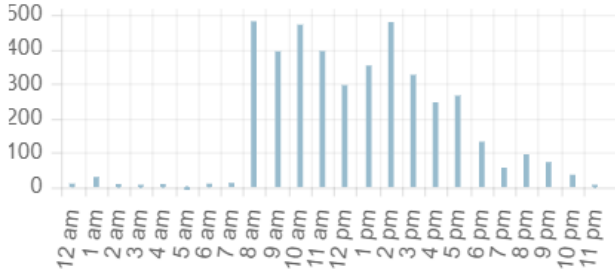
| 2023 Usage | | | | |
|---------------|-------------------|----------------|--------------|-----------------|
| | Wireless Sessions | Website Visits | Pharos Usage | Door Count |
| January | 240 | 2579 | 89 | 1482 |
| February | 227 | 2000 | 86 | 1873 |
| March | 341 | 1979 | 94 | 2653 |
| April | 363 | 2555 | 90 | 1583 |
| May | 331 | 1910 | 64 | 1723 |
| June | 431 | 2612 | 72 | counter blocked |
| July | 350 | 2337 | 46 | 1404 |
| August | 396 | 2104 | 43 | 1521 |
| September | 339 | 2251 | 47 | 3089 |
| October | 349 | 1840 | 45 | 1793 |
| November | 427 | 2028 | 40 | 1622 |
| December | 399 | 1728 | 53 | 1814 |
| TOTALS | 4193 | 25923 | 769 | 20557 |

Summary (rank if applicable)

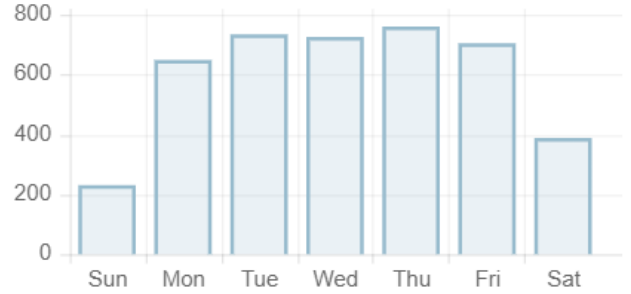
| | |
|----------------------------------|-------------|
| Checkouts | 37,048 (17) |
| Checkins | 37,047 (17) |
| Renewals | 14,314 (12) |
| Total Circulation | 51,362 |
| Items Borrowed | 9,231 (23) |
| Items Lent | 7,187 (26) |
| Net Difference | -2,044 |
| % Locally-owned Checkouts | 75.08% |
| New Patrons | 140 (34) |
| New Items | 1,586 (26) |
| Pharos Sessions | 769 (25) |
| Wireless Sessions | 4,193 (22) |
| Overdrive Checkout | 8,209 (25) |
| Freeding Checkout | 0 |
| Website Pageviews | 25,923 (9) |

Year-end Statistics

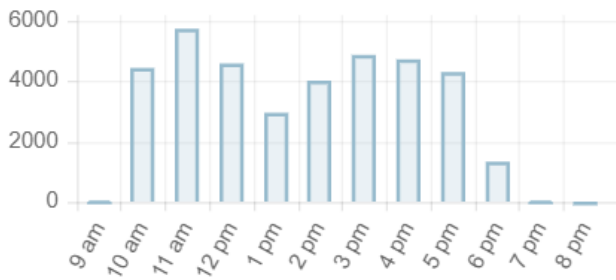
Wireless sessions by hour



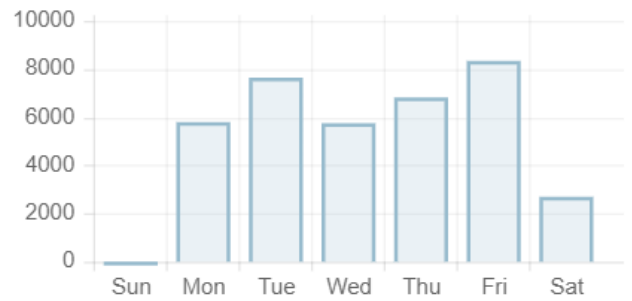
Wireless sessions by day



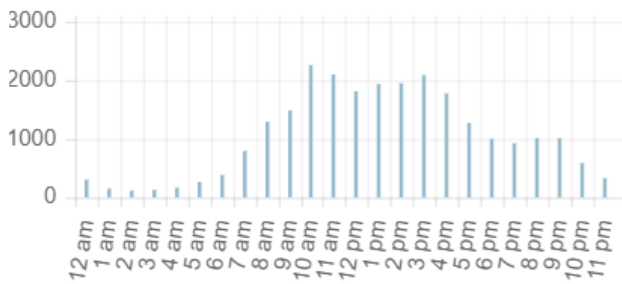
Checkouts by hour



Checkouts by day



Website pageviews by hour



Website pageviews by day

